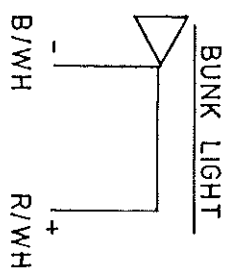
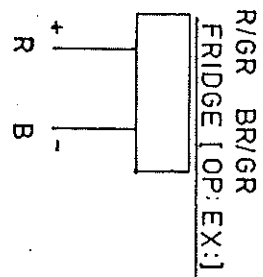
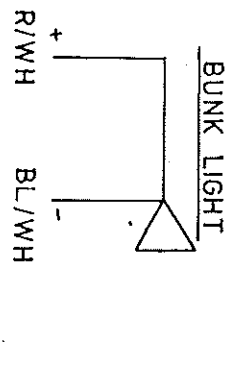
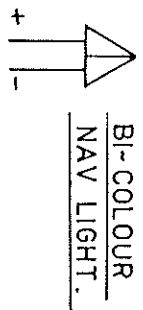


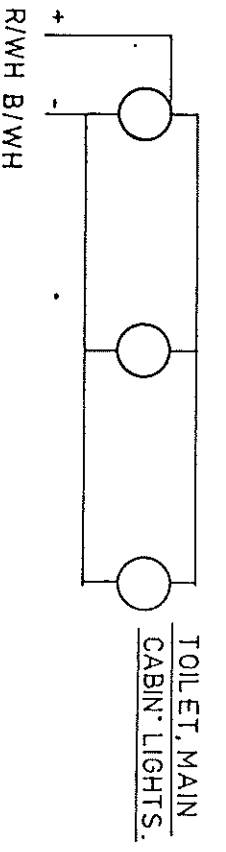
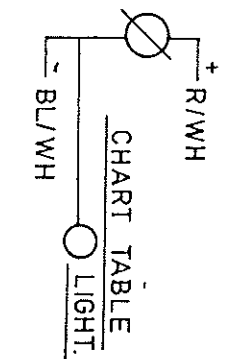
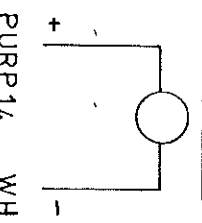
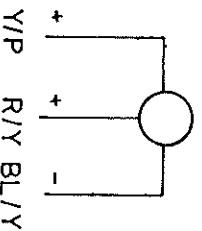
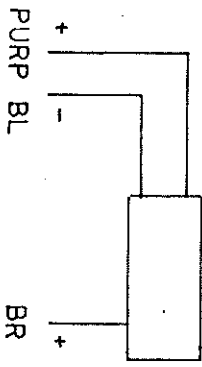
WIRING DIAGRAM



F/WATER PUMP (OP: EX:1)

DECK SOCKET

COMPASS.



F/W WARNING LIGHT

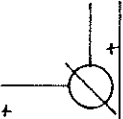
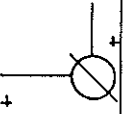
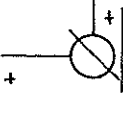
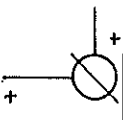
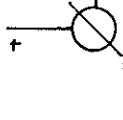
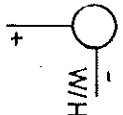
F/W

NAV

COMP

RIDING LIGHT

MAST LIGHT

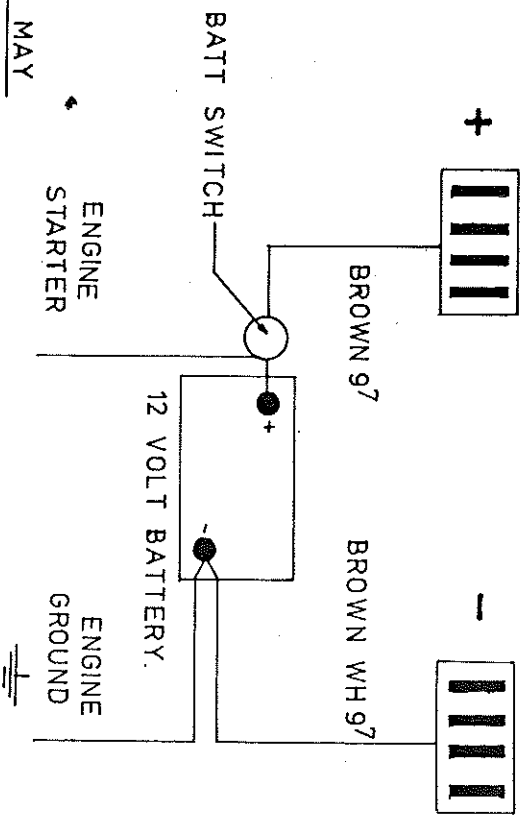


COLOUR CODE.

R/W/H	RED WHITE
R/G	RED GREEN
PURP	PURPLE
R/Y	RED YELLOW
P/Y	PURPLE YELLOW
B/Y	BROWN YELLOW
B/W/H	BLUE WHITE
BR	BROWN
BR/GR	BROWN GREEN
WH	WHITE
Y/B	YELLOW BLUE
B	BLACK
BL	BLUE

DUE TO AVAILABILITY, COLOURS MAY
CHANGE FROM SPEC:

8 AMP FUSE HOLDERS AUX CIRCUIT.



STERN LIGHT.

