


Moody 27



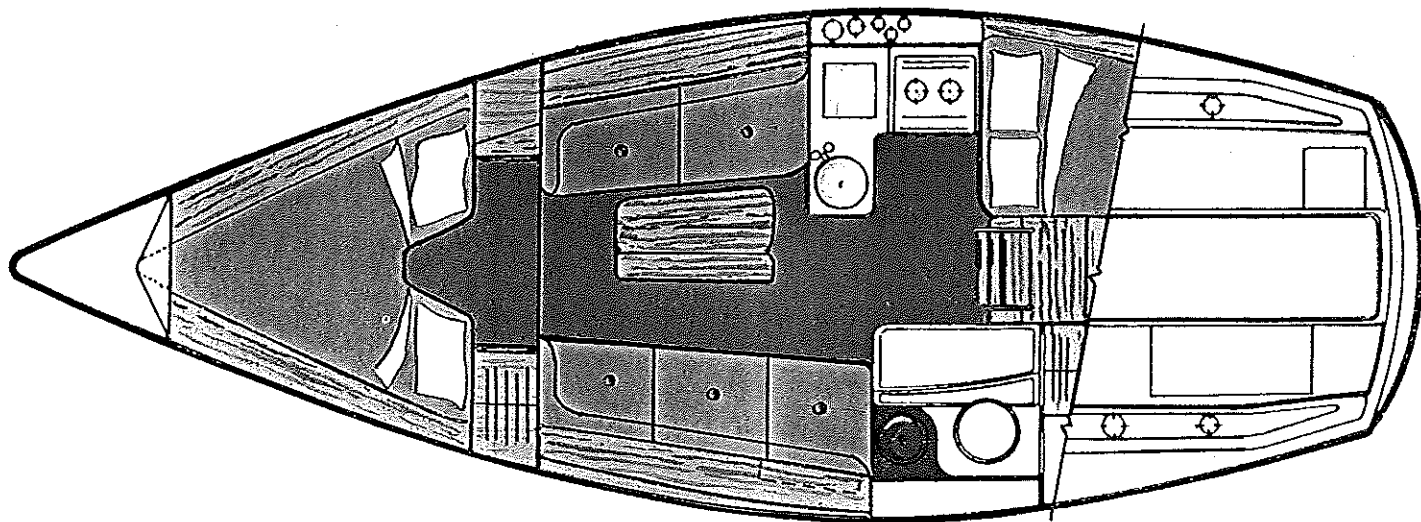
Moody 27

A fast family cruising yacht with particular emphasis on safety coupled with sparkling performance, ease of handling and exceptional accommodation.

She is designed with a fast hull and a good ballast ratio to make her both stiff and seaworthy whilst a substantial diesel engine gives a good turn of speed under power.

The accommodation consists of 5/6 berths in two separate cabins with good headroom throughout (including the large toilet compartment). The spaciouly attractive saloon area, with seating/eating arrangements for up to six, has plenty of stowage space and a well-equipped galley that features a full sized cooker, stainless steel sink and again plenty of stowage. In addition, there are hanging lockers for both wet and dry clothing.

The deck layout is modern in concept, is easily workable and has a high specification of deck equipment. Winches, cleats, etc., are of the right size to do the job, a substantial alloy toe rail is fitted as are pulpit, pushpit, guard wires, stanchions, etc. Items such as compass and bilge pump are standard as is the Lloyds Hull Construction Certificate which, together with the Moody pedigree, is your assurance of sound construction and a lasting investment.



Spars and Rigging: Spars in silver anodised aluminium, mast incorporates winches and cleats for main and foresail halliards and reefing winch, internal halliards, aerofoil spreaders, integral spinnaker track, deck floodlight and steaming light, boom complete with slab reefing hooks, integral stoppers, internal reefing lines and clew outhaul. Standard rigging in stainless steel wire with stainless steel rigging screws, terylene halliards, kicking strap, burgee halliard and topping lift.

Deck equipment: Aluminium alloy toerails incorporating alloy lifeling stanchions, stainless steel pulpit and pushpit and integral fairleads. Stemhead fitting with chain roller. Chainpipe. Mooring cleats for'd and aft (4). Deck fuel and water fillers. Teak handrails to coachroof. Double stainless steel wire lifelines. Mainsheet track and slider. Genoa sheet tracks, sliders and turning blocks. Two Lewmar 16 two-speed genoa winches and cleats. Ventilite vents to forecabin, toilet and main saloon. For'd hatch. Main hatch and garage. Teak washboards.

Sails: Mainsail and Working jib supplied as standard, complete with bags, tacks and hanks.


Cockpit: Large self draining cockpit, tiller steering, sail locker, self venting gas locker with space for 2 bottles of bilge pump.

Hull and superstructure: Hull finished in white high gloss self coloured gelcoat, waterline and flash painted, hull antifouled. Superstructure in white with moulded integral non-slip surface. Two tone grey/white superstructure optionally available.

Engine/Electrical: Volvo 2002 18 h.p. diesel flexibly mounted and acoustically silenced, two bladed propellor. Alternator (50 amp) charges heavy duty battery via mainswitch. Common earthing system to sacrificial anode. 12v lighting in for'd cabin, toilet and main saloon. Full set navigation lights, compass light, deck light, steaming light.


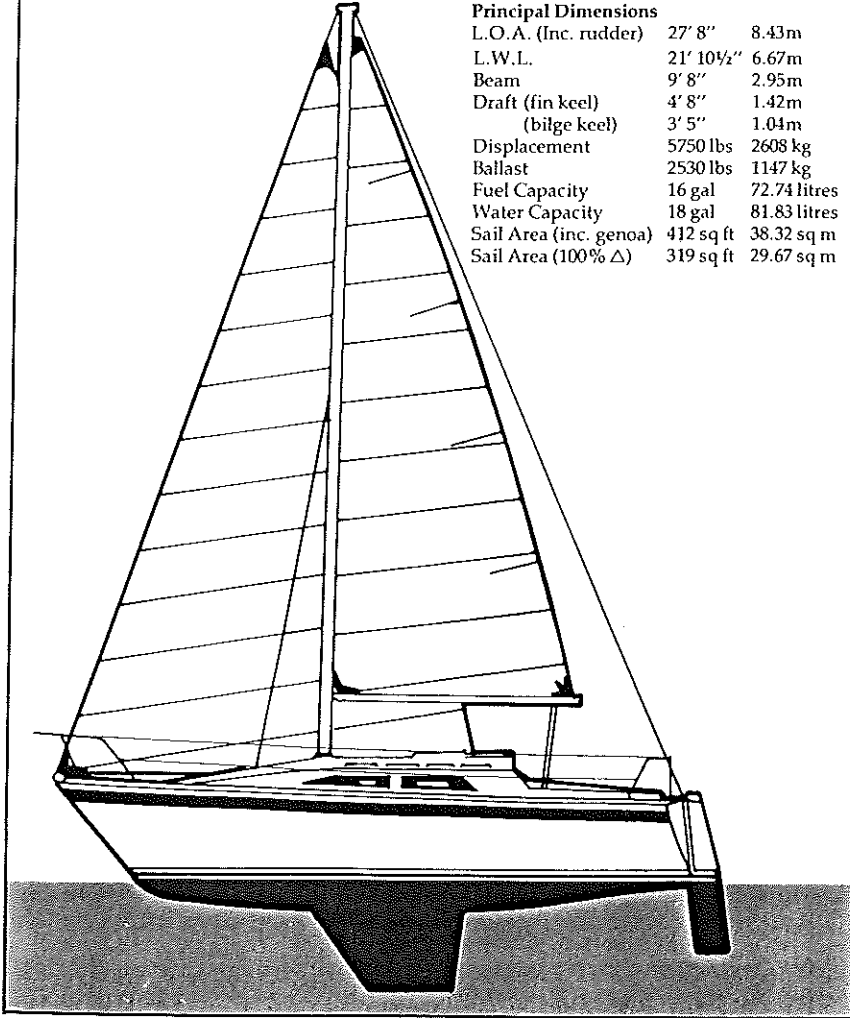
Accommodation: For'd cabin comprising two berths, shelves above berths, stowage below. One hanging locker, one shelved locker. Main saloon with two settee/berths, folding table, stowage lockers behind berth, drinks locker. Galley with cooker (2 burners, grill and oven), stainless steel sink, f.w. pump, food storage box, chopping board, stowage for cutlery, crockery etc., quarter berth (cosy double), cave locker above. Toilet compartment with marine w.c., washhand basin, stowage space, wet locker. Chart stowage facility, portable chart table.

Further standard equipment: Bilge pump (through cockpit mounted), porthole compass, dry powder fire extinguisher. Anchor complete with chain. Two winch handles.



Principal Dimensions

L.O.A. (inc. rudder)	27' 8"	8.43m
L.W.L.	21' 10½"	6.67m
Beam	9' 8"	2.95m
Draft (fin keel)	4' 8"	1.42m
(bilge keel)	3' 5"	1.04m
Displacement	5750 lbs	2608 kg
Ballast	2530 lbs	1147 kg
Fuel Capacity	16 gal	72.74 litres
Water Capacity	18 gal	81.83 litres
Sail Area (inc. genoa)	412 sq ft	38.32 sq m
Sail Area (100% Δ)	319 sq ft	29.67 sq m



A. H. MOODY & SON LIMITED

Swanwick Shore Road . Swanwick . Southampton . Hants.

Telephone: Locks Heath (048 95) 6116 Telex: 477536

Built by Marine Projects (Plymouth) Limited

Designed by Angus S Primrose Limited

