

Scanned in 4 Sections

A1	B1
A2	B2

A1

STIFFENING

2" Balsa CLCS

1/2" Plywood (1/2" wide panels stated elsewhere)

18" x 6" x 1/2" Plywood Pad  
(EXTRA 4oz CSM OVER)

18" x 6" x 1/2" Plywood Pad

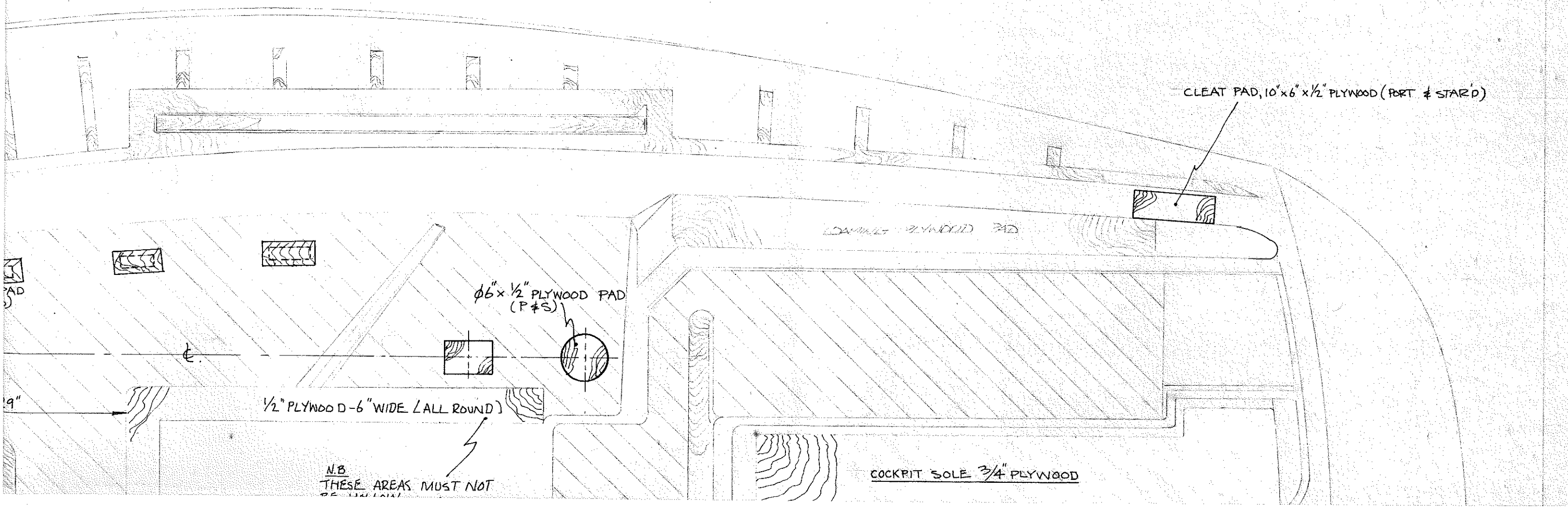
1/2" Plywood  
8" x 6" (P#)



B1

AVIUM

1 x 2x4 PSF  
1 x 2x2 PSF  
1 x 2x2 CSM  
BNS - LAYED TRIM ONLY ADD TRIM  
1/2" OF NET MAT



CLEAT PAD, 10' x 6' x 1/2" PLYWOOD (PORT & STARD)

LOADING PLYWOOD PAD

φ6" x 1/2" PLYWOOD PAD (P+S)

1/2" PLYWOOD - 6" WIDE (ALL ROUND)

COCKRIT SOLE 3/4" PLYWOOD

N.B. THESE AREAS MUST NOT BE UNLINED

AJ

HULL FLANGE

GRAP-RAIL UPSTAND PADS  
6" x 3" x 1/2" PLYWOOD.

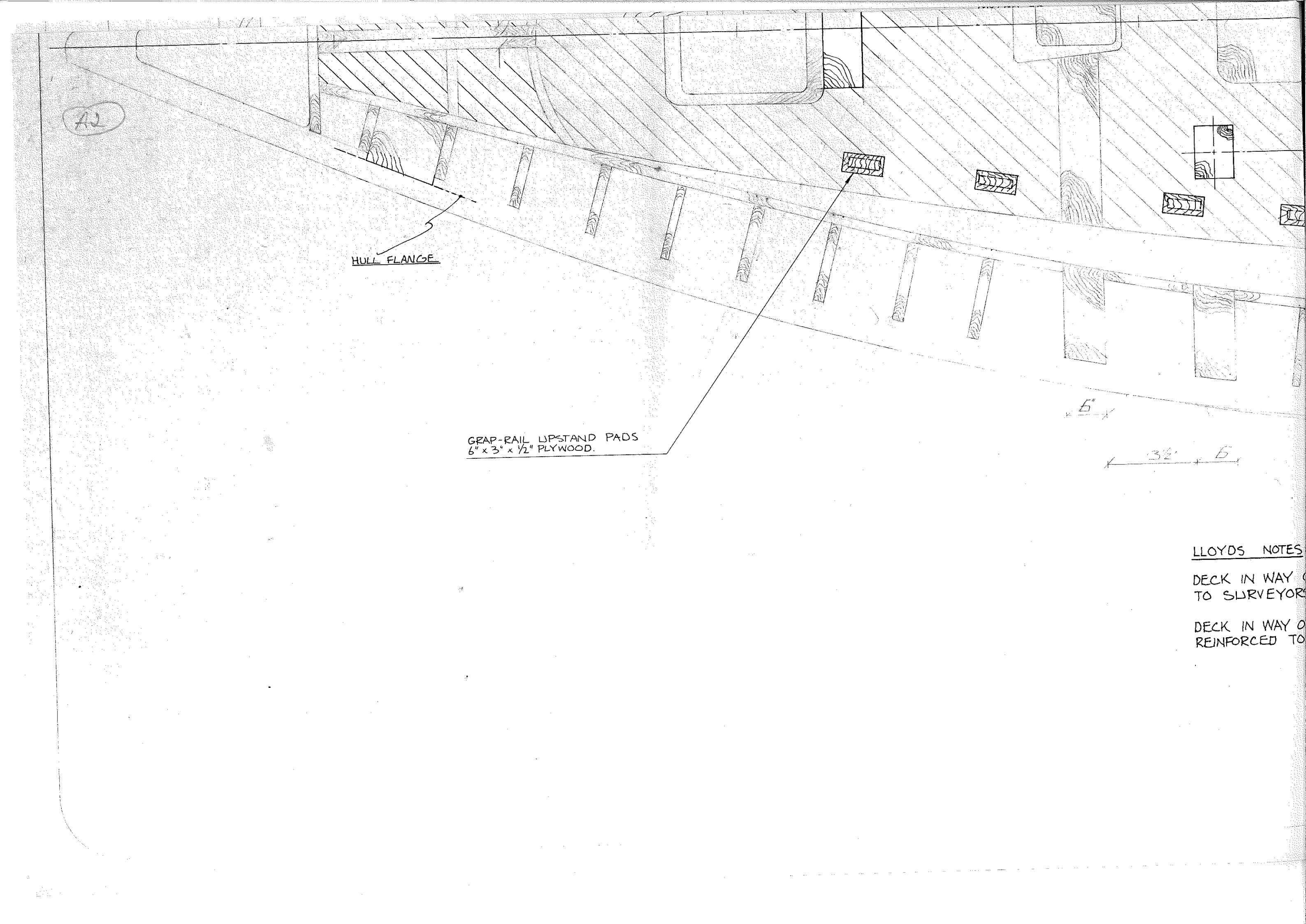
6"

3 1/2" x 6"

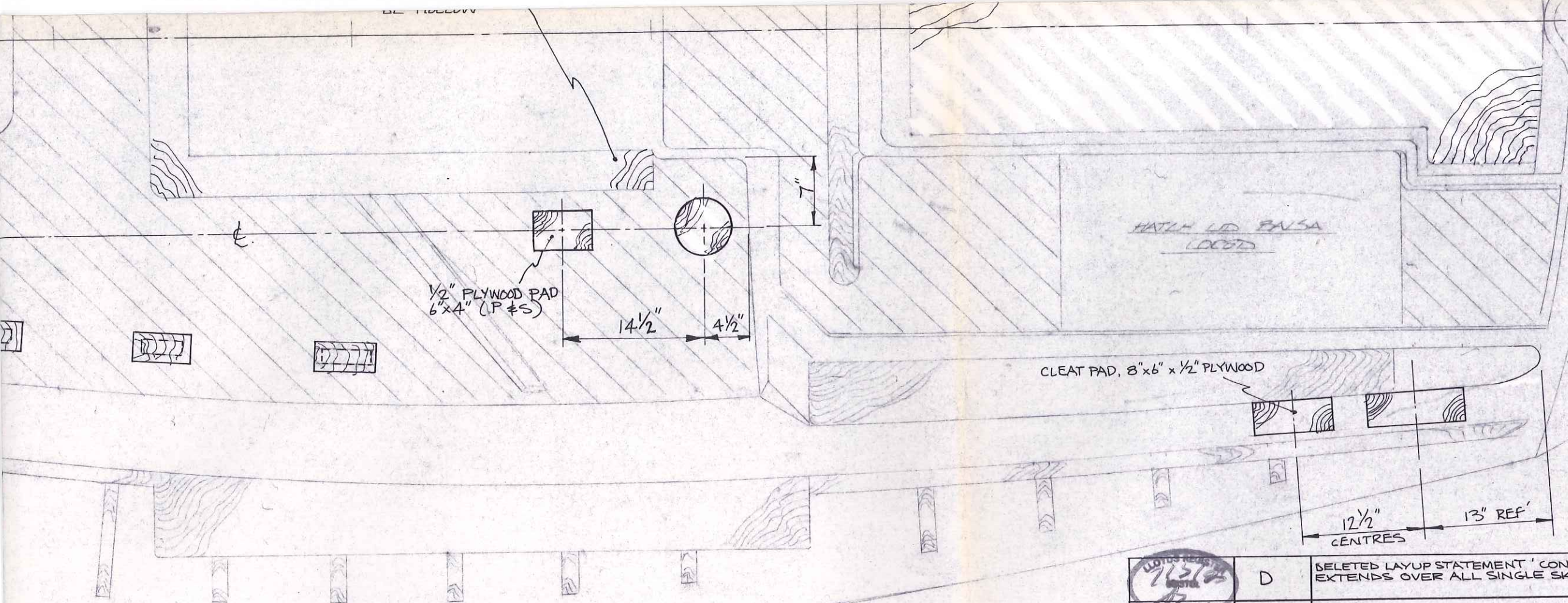
LLOYDS NOTES

DECK IN WAY OF  
TO SURVEYORS

DECK IN WAY OF  
REINFORCED TO







ISSUED BY  
MARINE PROJECTS  
DRAWING OFFICE  
27 JAN 1994

UNCONTROLLED

	D	DELETED LAYUP STATEMENT 'CONCLUDE LAMINATE EXTENDS OVER ALL SINGLE SKIN AREAS'.	28-2-90	K.B.KING
	C	GRAB-RAIL AND CLEAT BACKING PADS ADDED, COCKPIT SOLE STIFFENING WAS 1/2" Balsa CORE. ADDITIONAL Balsa EITHER SIDE OF 3" WIDE FORD BEAM, FORD MOORING CLEAT PADS EXTENDED OUT TO HULL FLANGE, 18"x6"x1/2" PLY PAD WAS 9"x6" EXTRA 4oz CSM OVER, 6"x1/2" PLY ADDED AROUND COMPANION-WAY HATCH, 6"x4" AND 6"x1/2" PLY WINCH PADS ADDED. 8"x6"x1/2" PLY PADS ADDED.	2-5-89	J.FROUD
	B	LLOYD'S NOTES & RECOMMENDATIONS ADDED	13-3-89	J.FROUD
APPROVED	ISSUE	MODIFICATION	DATE	DRAWN

B2

F MAST TO BE SUPPORTED SATISFACTION.

CHAINPLATES, FITTINGS ETC, SURVEYORS SATISFACTION

ANGUS S POWLEDGE LTD  
MERCURY YACHT HATCHES  
HAMBLE  
HANTS

DESIGN MOODY 21

TITLE DECK LAYUP & STIFFENING

DESIGNED BY BILL DIXON 20 JUNE 83

SCALE 1:12 DEGN<sup>o</sup> S-434