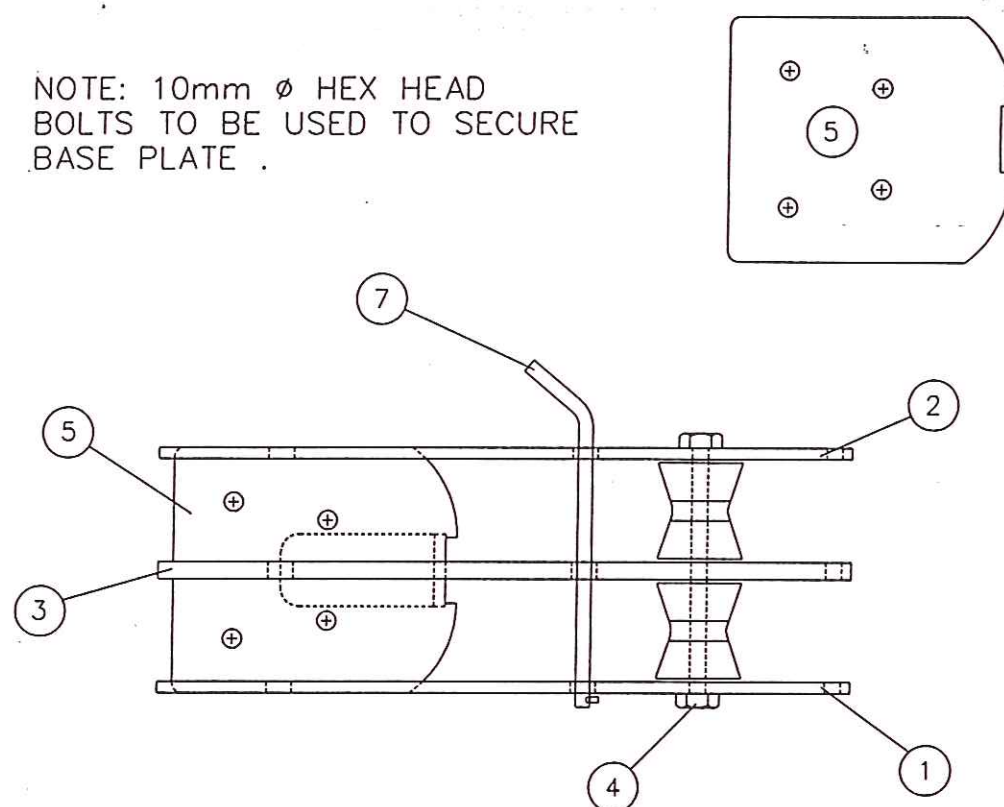
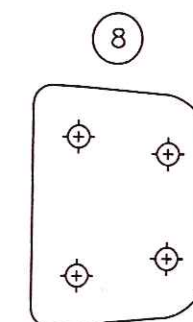
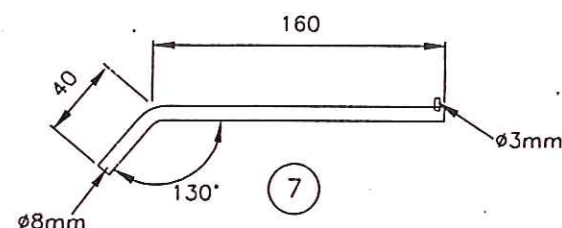
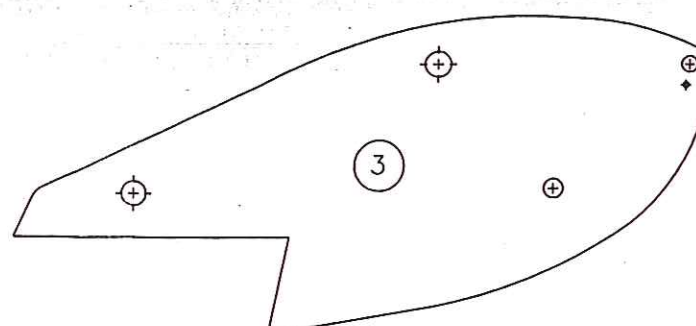


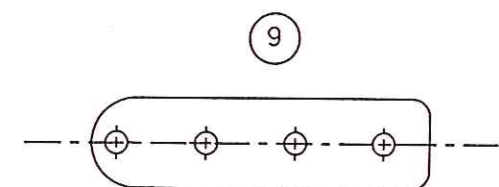
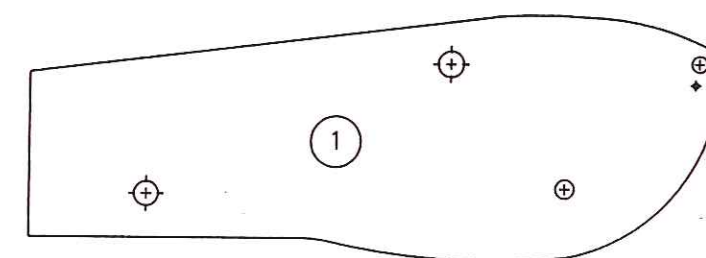
NOTE: 10mm ϕ HEX HEAD BOLTS TO BE USED TO SECURE BASE PLATE.



NOTE: ϕ 3.5mm HOLE IN STARBOARD PLATE ONLY

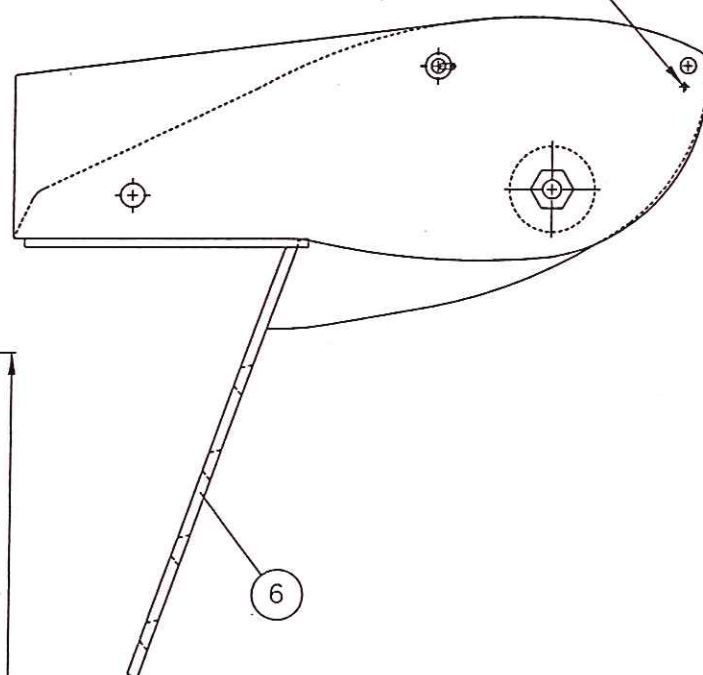


(NOT SHOWN IN MAIN DRAWING)

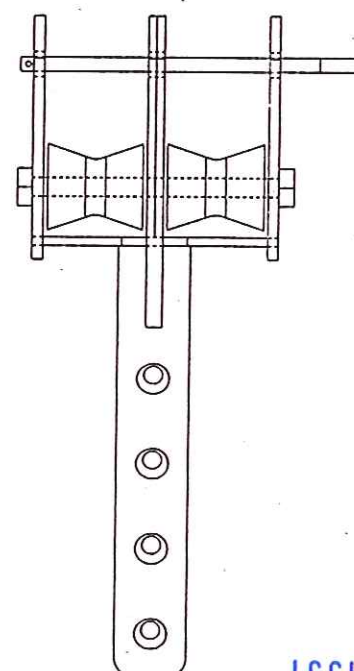


(NOT SHOWN IN MAIN DRAWING)

NOTE: BASE PLATES ARE NOT TO BE POLISHED.



NOTE: 10mm ϕ CSK BOLTS TO BE USED TO SECURE BOW PLATE.



ISSUED BY THE D.O.

- 8 JUN 1999

MARINE PROJECTS

UNCONTROLLED

	ITEM	NO. REQ'D.	MATERIAL SPEC.
1	STARBOARD SIDE PLATE	1	6mm S/STEEL
2	PORT SIDE PLATE	1	6mm S/STEEL
3	MIDDLE PLATE	1	9mm S/STEEL
4	BOW ROLLER BOLT/NYLOCK NUT	1	10mm CUT TO SUIT
5	BASE PLATE	1	5mm S/STEEL
6	BOW PLATE	1	6mm S/STEEL
7	ANCHOR PIN	1	8mm AND 3mm DIA.
8	BACKING PLATE FOR BASE	1	5mm S/STEEL
9	BACKING PLATE FOR BOW PLATE	1	5mm S/STEEL
10	BOW ROLLER	2	BRONZE - PT. NO. 658369

BASIC DIMENSIONS GIVEN IN mm's . REFER TO PATTERNS FOR HOLE SIZES AND WHEN ASSEMBLING .

ALL EXTERNAL FACES AND EDGES TO BE POLISHED .

