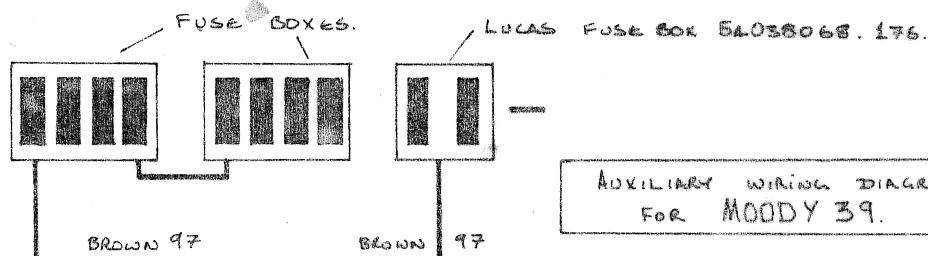
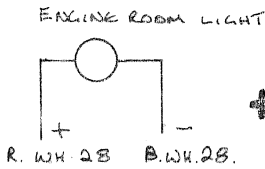
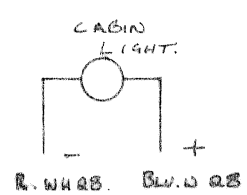
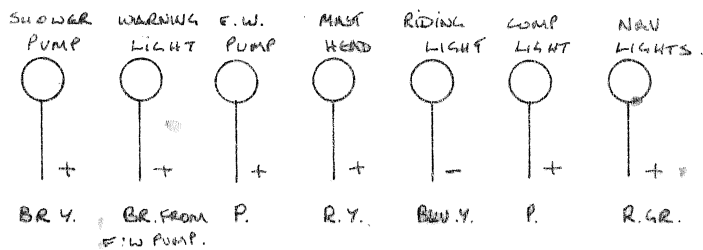
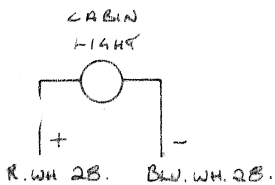
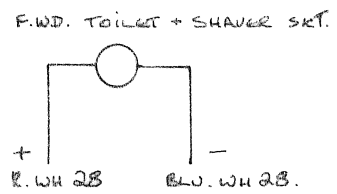
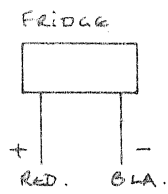
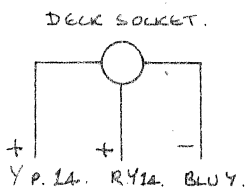
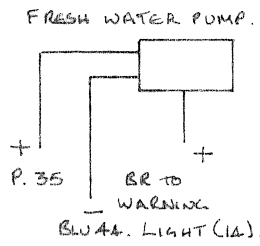
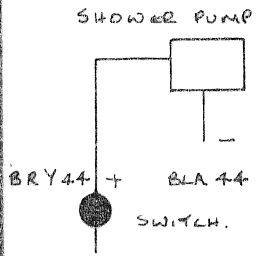
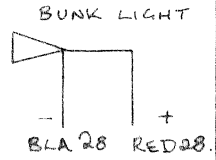
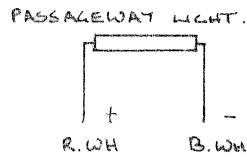
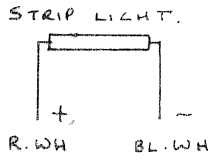
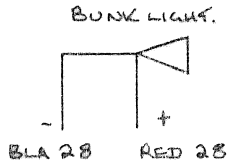

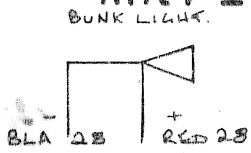


MAY 1976.

MARINE PROJECTS

PLYMOUTH LTD.

MOODY 39



AUXILIARY WIRING DIAGRAM FOR MOODY 39.

|               |       |              |        |
|---------------|-------|--------------|--------|
| RED WHITE     | R.WH  | BLUE WHITE   | BLU/WH |
| RED GREEN     | R.GR  | WHITE        | WH.    |
| PURPLE        | P.    | BROWN GREEN. | BR.GR. |
| RED YELLOW    | R.Y.  | YELLOW BLUE  | Y.BU.  |
| PURPLE YELLOW | P.Y.  | BLACK        | BLA.   |
| BROWN YELLOW  | BR.Y. | BLUE.        | BLU.   |
| BROWN         | BR.   |              |        |

DUE TO AVAILABILITY COLOURS MAY CHANGE FROM STANDARD SPECIFICATION.

